

S. E. PETTEE.

Envelopes.

No. 23,309.

Patented March 22, 1859.

Fig. 1.

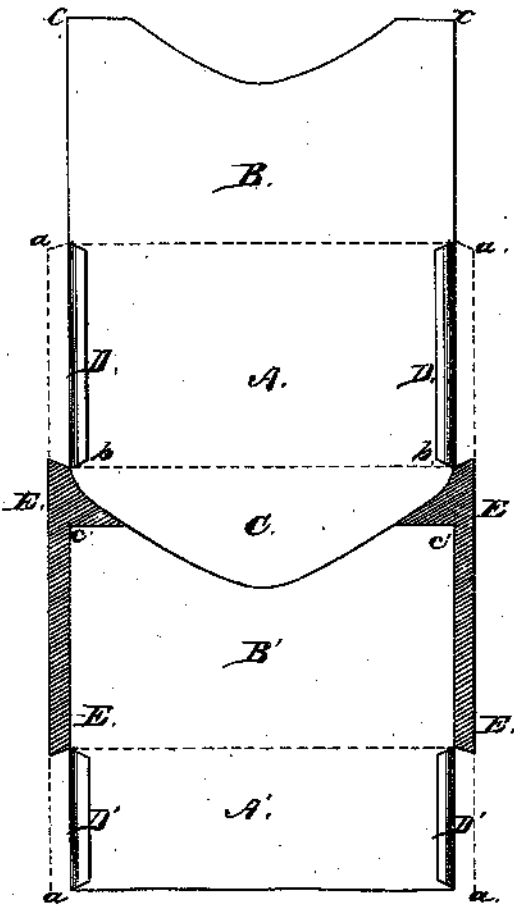


Fig. 2.

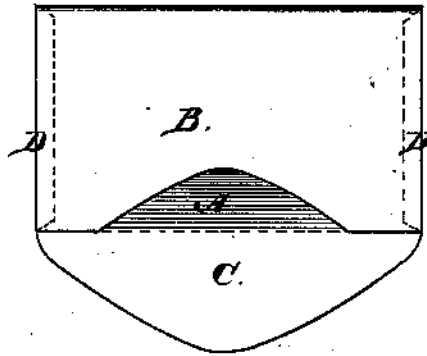
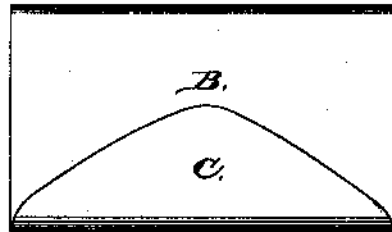


Fig. 3.



Witnesses.

Inventor.

Edm. J. Brown  
Chas. F. Standbury

S. E. Pettee.

# UNITED STATES PATENT OFFICE.

S. E. PETTEE, OF PHILADELPHIA, PENNSYLVANIA, ASSIGNOR TO NORTH AMERICAN PAPER BAG & ENVELOPE MANUFACTURING COMPANY, OF PHILADELPHIA, PENNSYLVANIA.

## ENVELOP.

Specification of Letters Patent No. 23,309, dated March 22, 1859.

To all whom it may concern:

Be it known that I, S. E. PETTEE, of Philadelphia, in the State of Pennsylvania, have invented an Improved Envelop; and I do hereby declare the following to be a correct description of the same, reference being had to the accompanying drawings, in which—

Figure 1 represents a continuous roll of paper from which envelops are being cut; Fig. 2 shows the envelop after the wings have been folded in, and the back folded over and attached to the wings, the flap being left open; Fig. 3 shows the envelop completely folded.

The same letter marks the same part in all the figures.

A indicates the body of the envelop; B the back; C, the flap; D, the wings; E the paper wasted in cutting; *a, a*, mark the line of the edges of the paper before cutting; *b, b*, the line on which the flap is folded; *c c* the line of the upper edge of the back.

The nature of my invention consists in giving to the paper blank of which the envelop is made an improved form, as herein-after described and shown, suitable to the production of an envelop to be cut by machinery from a continuous roll of paper, with the least amount of waste compatible with a sufficient lap and the requisite elegance of form.

The shape of the envelop blank will be understood by inspection of Fig. 1 of the drawings where the position of the wings before folding is indicated by dotted lines *a, a*. In the production of this blank by machinery a cutter is employed which removes from the roll of paper a piece of the shape shown by the shaded part E, E, of

Fig. 1, and separates at the same time the flap C of the first envelop from the back B' of the second. The amount of lap given to the flap depends upon the distance between the line *b, b* and the line *c', c'*. If these lines coincided, the flap C would exactly fit the curve in the back B, and there would be no lap at all. The farther these lines are apart, the greater the amount of lap will be.

When the blank for the envelop has been cut, the envelop is made by folding the wings D upon the body A and bringing up the back B and pasting it to the wings D. The envelop then presents the appearance shown in Fig. 2. The folding of the flap C makes it complete as in Fig. 3.

I am aware that an envelop has been made with a narrow fold at the side; but, in that case, the fold is carried down the sides of the back and flap as well of the body of the envelop, and the fold of the back is pasted to that of the body, leaving a stiff projecting piece in the interior of the envelop very inconvenient and objectionable, and totally useless and unnecessary. Such a form I distinctly disclaim. But

What I do claim is—

The form of envelop blank herein described and represented, whether cut from a continuous roll of paper, or from separate sheets.

The above specification signed and witnessed this tenth day of February A. D. 1859.

S. E. PETTEE.

Witnesses:

EDM. F. BROWN,  
CHAS. F. STANSBURY.